

# GE Energy Solar Power Module GEPV-173-M



imagination at work

GE Energy  
173 Watt Solar Panel

- 54 single-crystal cells connected in series
- Peak power of 173 Watts at 25.1 Volts
- Designed for optimum use in residential and commercial grid-tied applications
- 25-year limited warranty on power output, 5-year limited warranty on materials and workmanship\*
- Pre-wired junction box with MC Connectors
- Output power tolerance of +/-5% ensures module satisfies maximum rated power output
- Robust, lightweight, clear anodized aluminum frame with pre-drilled holes for quick installation.

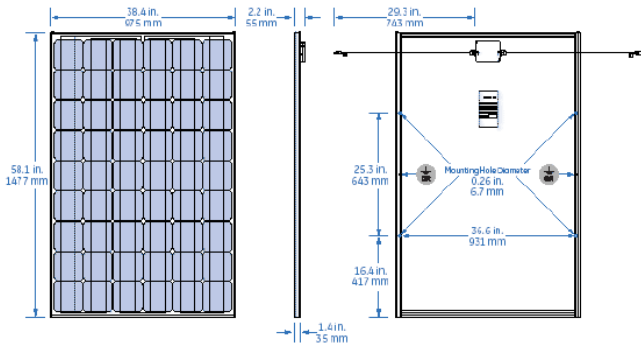
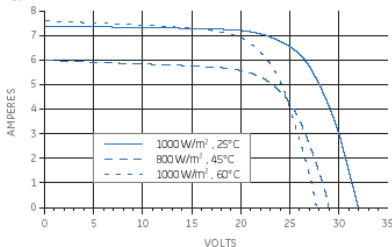
## Typical Performance Characteristics

### GEPV-0173-M

Peak Power (Wp)	Watts	173
Maximum Power Voltage (Vmp)	Volts	25.1
Maximum Power Current (Imp)	Amps	6.9
Open Circuit Voltage (Voc)	Volts	32.2
Short Circuit Current (Isc)	Amps	7.5
Short Circuit Temperature Coefficient	mA/°C	+3
Open Circuit Voltage Coefficient	V/°C	-0.
Maximum Power Temperature Coefficient	%/°C	-0.5
Maximum Series Fuse	Amps	15

I-V parameters are rated at Standard Test Conditions (Irradiance of 1000 W/m<sup>2</sup>, AM 1.5G, cell temperature 25°C). As with all single-crystal PV Modules, during the stabilization process that occurs during the first few days in service, module power may decrease approximately 3% from typical maximum power due to a phenomenon known as Light Induced Degradation (LID). All measurements are guaranteed at the laminate leads. NOCT is defined as 800 W/m<sup>2</sup>, 20 deg. C ambient, and 1 m/s windspeed.

Typical I-V Curve for GEPV-173 Module



# GE Energy Solar Power Module GEPV-173-M

- 54 single-crystal cells connected in series
- Peak power of 173 Watts at 25.1 Volts
- Designed for optimum use in residential and commercial grid-tied applications
- 25-year limited warranty on power output, 5-year limited warranty on materials and workmanship\*
- Pre-wired junction box with MC Connectors
- Output power tolerance of +/-5% ensures module satisfies maximum rated power output
- Robust, lightweight, clear anodized aluminum frame with pre-drilled holes for quick installation.



imagination at work

GE Energy  
173 Watt Solar Panel



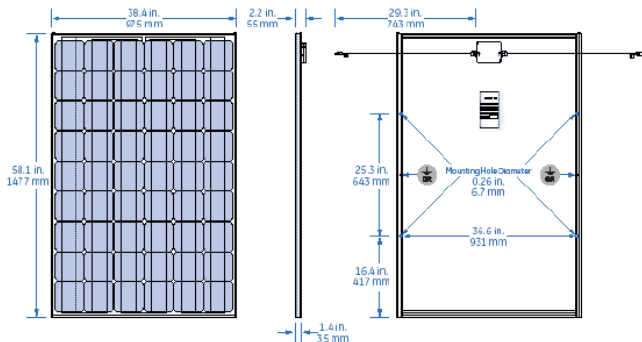
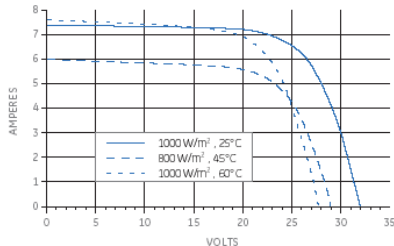
## Typical Performance Characteristics

### GEPV-0173-M

Peak Power (Wp)	Watts	173
Maximum Power Voltage (Vmp)	Volts	25.1
Maximum Power Current (Imp)	Amps	6.9
Open Circuit Voltage (Voc)	Volts	32.2
Short Circuit Current (Isc)	Amps	7.5
Short Circuit Temperature Coefficient	mA/°C	+3
Open Circuit Voltage Coefficient	V/°C	-0.
Maximum Power Temperature Coefficient	%/°C	-0.5
Maximum Series Fuse	Amps	15

I-V parameters are rated at Standard Test Conditions (Irradiance of 1000 W/m<sup>2</sup>, AM 1.5G, cell temperature 25°C). As with all single-crystal PV Modules, during the stabilization process that occurs during the first few days in service, module power may decrease approximately 3% from typical maximum power due to a phenomenon known as Light Induced Degradation (LID). All measurements are guaranteed at the laminate leads. NOCT is defined as 800 W/m<sup>2</sup>, 20 deg. C ambient, and 1 m/s windspeed.

Typical I-V Curve for GEPV-173 Module



# GE Energy Solar Power Module GEPV-173-M

- 54 single-crystal cells connected in series
- Peak power of 173 Watts at 25.1 Volts
- Designed for optimum use in residential and commercial grid-tied applications
- 25-year limited warranty on power output, 5-year limited warranty on materials and workmanship\*
- Pre-wired junction box with MC Connectors
- Output power tolerance of +/-5% ensures module satisfies maximum rated power output
- Robust, lightweight, clear anodized aluminum frame with pre-drilled holes for quick installation.



imagination at work

GE Energy  
173 Watt Solar Panel



## Typical Performance Characteristics

### GEPV-0173-M

Peak Power (Wp)	Watts	173
Maximum Power Voltage (Vmp)	Volts	25.1
Maximum Power Current (Imp)	Amps	6.9
Open Circuit Voltage (Voc)	Volts	32.2
Short Circuit Current (Isc)	Amps	7.5
Short Circuit Temperature Coefficient	mA/°C	+3
Open Circuit Voltage Coefficient	V/°C	-0.
Maximum Power Temperature Coefficient	%/°C	-0.5
Maximum Series Fuse	Amps	15

I-V parameters are rated at Standard Test Conditions (Irradiance of 1000 W/m<sup>2</sup>, AM 1.5G, cell temperature 25°C). As with all single-crystal PV Modules, during the stabilization process that occurs during the first few days in service, module power may decrease approximately 3% from typical maximum power due to a phenomenon known as Light Induced Degradation (LID). All measurements are guaranteed at the laminate leads. NOCT is defined as 800 W/m<sup>2</sup>, 20 deg. C ambient, and 1 m/s windspeed.

Typical I-V Curve for GEPV-173 Module

